



Schroon Lake Community Church

1088 US Route 9

Website: SLcommunitychurch.com

Email: schroonchurch1@gmail.com

(518) 532-7272



May 2021



Our Church Rebuild

The groundbreaking for our building was June 3, 2020 and we have come a long way since then! We have all enjoyed seeing the progress week by week. Hilltop Construction and the subcontractors are just about done except the finishing touches. We are all anticipating the day we can worship together safely. Between the pandemic and difficulty getting some supplies for the rebuild, we are delayed again and not able to have our first church service on May 30th. Handrails, inspection and the Certificate of Occupancy are holding us up right now. All good things are worth waiting for! An email will be sent when we are able to worship together.



We are very thankful to Glens Falls National Bank and Neil and Vicki Morse for their donations of furniture. We received desks, chairs, office supplies, bookcases, credenzas and a conference room table and chairs that all fit beautifully into our new space.







Narthex with 2 of the stained glass windows




Sanctuary with back lit stained glass window



The four stained glass windows that were saved from the ladies lounge after the fire were carefully removed, placed in plywood and transported to Vermont back in January 2019. The windows were in bad shape, but salvageable. It was decided by the Site Planning Committee and the Board of Directors to spend the money to have the windows in our new building. The windows could no longer be used for outside, so they were refurbished to be hung in 3 areas in the church. Three of the windows had to be altered due to the damage that was sustained in the fire. Two of the windows were placed in the narthex on either side of the door entering the sanctuary. They are beautiful when the sun hits them! Another window was placed in the sanctuary above the chancellor area in the gable and is backlit. It is absolutely stunning! The fourth window was installed in the gable area in the community room. We are so thankful these windows could be salvaged.



Our new kitchen is beautiful!! Our stove has arrived; however, it is in the Community Room! It can't quite make the sharp turn into the kitchen, so will have to be partially disassembled to get it into its new home. There is plenty of counter space and ample cabinets! The center table was recovered from our old church with must elbow grease to clean it up. There are 2 storage areas, one pantry type area right in the kitchen and another bigger area that will be used for supplies and items not used on a weekly basis. Hospitality is lucky enough to also have an area in the Community Room with cabinets where we can set up all the coffee hour supplies and everything will be conveniently located for our fellowship time!




Hospitality area in the Community Room



Conference Room and Sunday School area



Pastor's Office



Admin Office